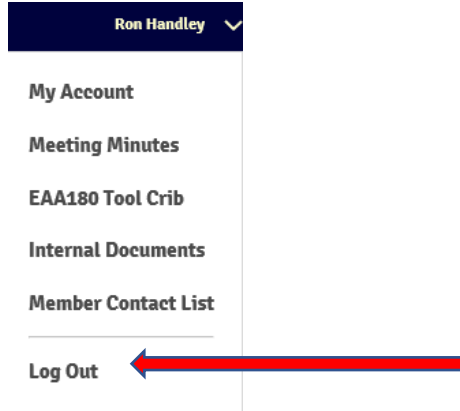




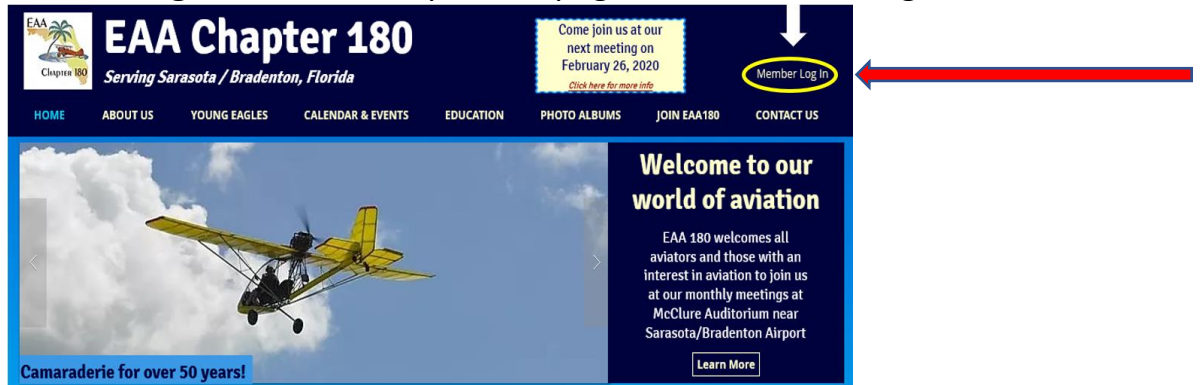
EAA Chapter 180

How to Change Your Member Password on the EAA180 Website

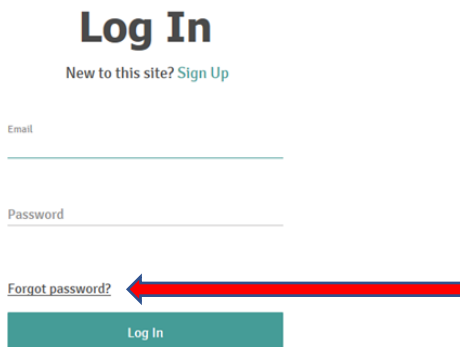
- 1) If you are already logged onto the site, logout of the Member section.
If you are not logged in, skip to Step 2.



- 2) Click the **Member Log In** link at the top of the page EAA180 Home Page



- 3) On the Log In page, select **Forgot password?** link





EAA Chapter 180

How to Change Your Member Password on the EAA180 Website

- 4) You will be asked to enter your email address and click the **Reset Password** button

Reset Password

Please enter your email address

Email

Reset Password

- 5) The following message will display

Please Check Your Email

We've emailed you a link to reset your password.

Go

- 6) Check your email. An email has been sent from EAA180 for you to click a link to reset your password.

You have asked to reset your password.

[Please click this link to enter a new password](#)

If you didn't request a password change, please ignore this email.

Thank you!

Please do not reply to this email